

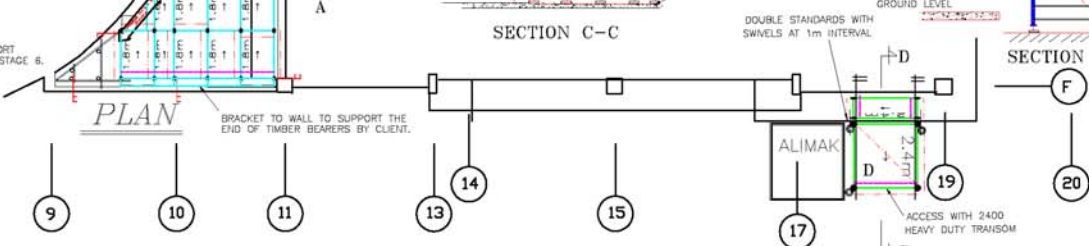
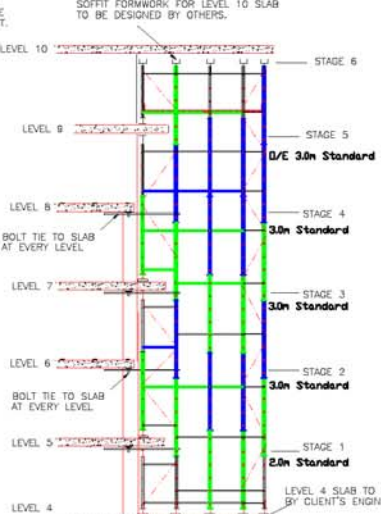
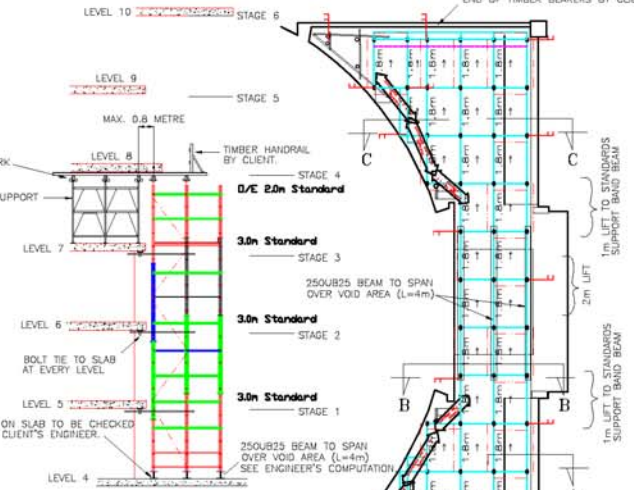
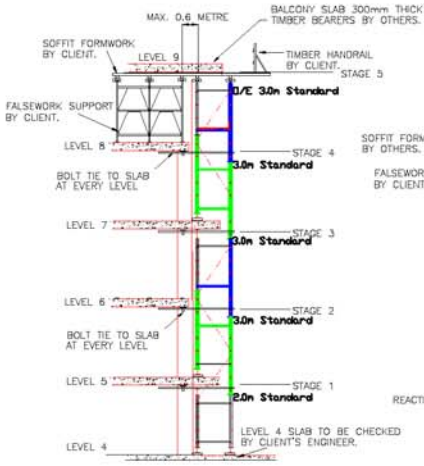
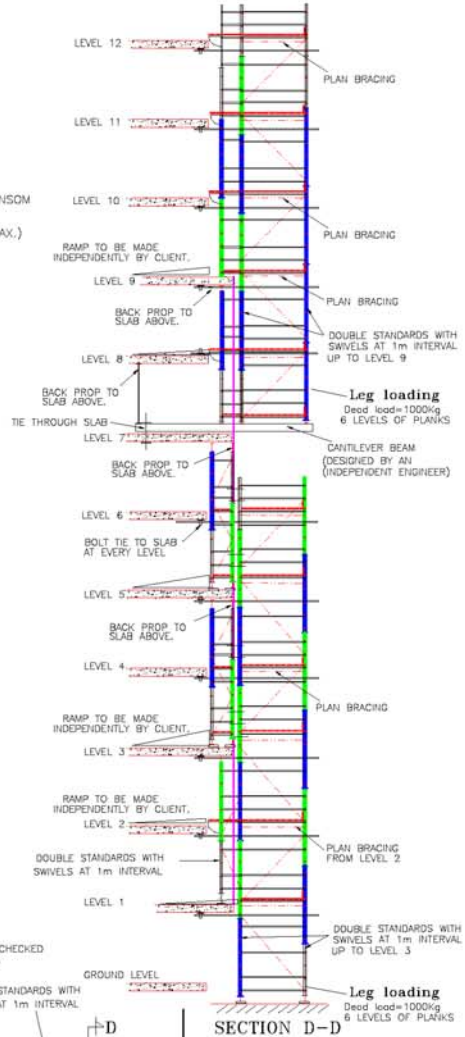
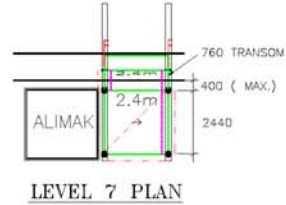


Scaffolding Software Solutions
www.scaftech.com

CLIENT : Sample Client
JOB : GRANDVIEW APARTMENTS
www.scaftech.com
DATE : 2/10/00
DRAWN : Scaftech P/L

SEE ATTACHED SAFE WORKING LOAD CHART AND INFORMATION NOTES. IF MISPLACED, PLEASE CONTACT OUR DRAWING OFFICE.	ATTACHED ? YES NO <input checked="" type="checkbox"/> <input type="checkbox"/>
PERSONS WHO ERECT OR DISMANTLE SCAFFOLDING COMPONENTS MUST COMPLY WITH THEIR LOCAL STATUTORY AUTHORITIES SCAFFOLDING REQUIREMENTS AND BE PROPERLY TRAINED.	

NOTES:
*THIS DRAWING MUST BE VERIFIED BY AN INDEPENDENT ENGINEER BEFORE ERECTION.
*THIS DRAWING MUST BE READ IN CONJUNCTION WITH THE ENGINEER'S DETAILS AND COMPUTATIONS.



LEVEL 3 PLAN